

Product datasheet for TA808695

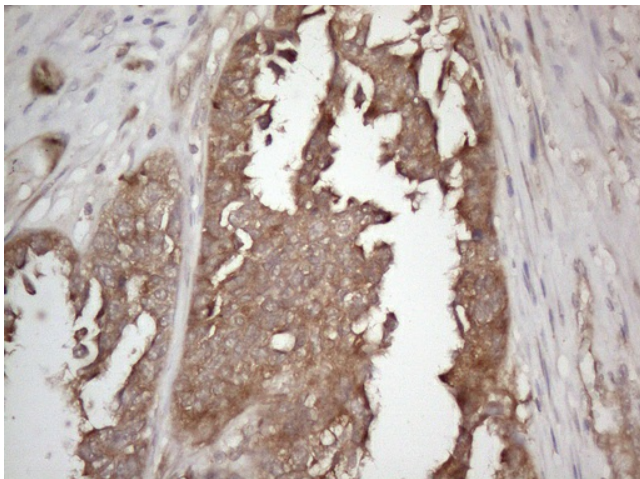
CNOT2 Mouse Monoclonal Antibody [Clone ID: OTI6D7]

Product data:

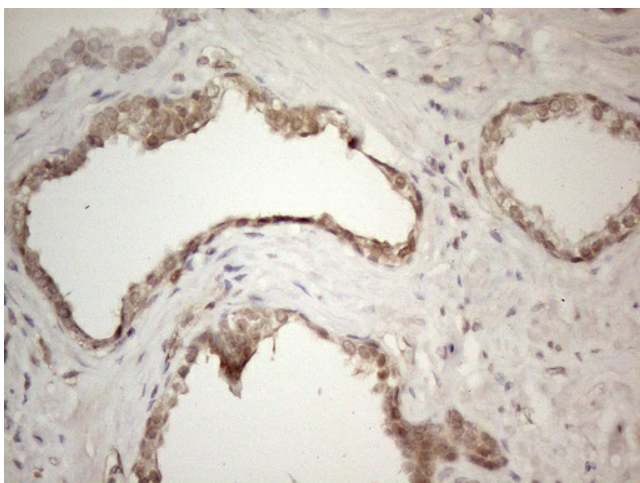
Product Type:	Primary Antibodies
Clone Name:	OTI6D7
Applications:	IHC
Recommend Dilution:	IHC 1:150
Reactivity:	Human
Host:	Mouse
Isotype:	IgG2a
Clonality:	Monoclonal
Immunogen:	Full length human recombinant protein of human CNOT2(NP_055330) produced in E.coli.
Formulation:	PBS (PH 7.3) containing 1% BSA, 50% glycerol and 0.02% sodium azide.
Concentration:	1 mg/ml
Purification:	Purified from mouse ascites fluids or tissue culture supernatant by affinity chromatography (protein A/G)
Predicted Protein Size:	59.6 kDa
Gene Name:	CCR4-NOT transcription complex subunit 2
Database Link:	NP_055330 Entrez Gene 4848 Human
Background:	This gene encodes a subunit of the multi-component CCR4-NOT complex. The CCR4-NOT complex regulates mRNA synthesis and degradation and is also thought to be involved in mRNA splicing, transport and localization. The encoded protein interacts with histone deacetylases and functions as a repressor of polymerase II transcription. Alternatively spliced transcript variants have been observed for this gene. [provided by RefSeq, Dec 2010]
Synonyms:	CDC36; HSPC131; NOT2; NOT2H
Protein Families:	Transcription Factors
Protein Pathways:	RNA degradation



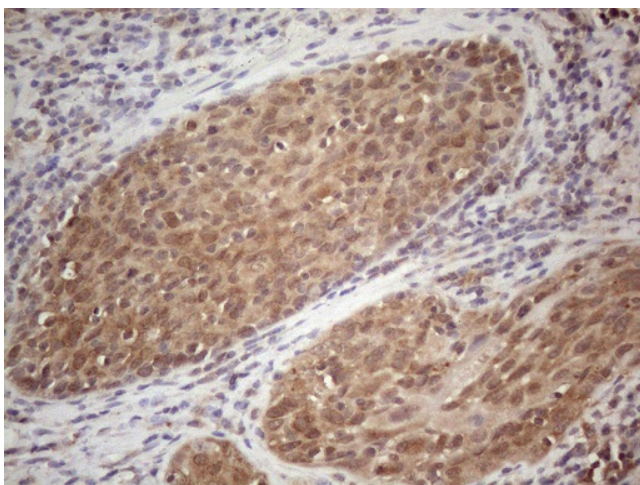
[View online »](#)

Product images:

Immunohistochemical staining of paraffin-embedded Adenocarcinoma of Human ovary tissue using anti-CNOT2 mouse monoclonal antibody. (Heat-induced epitope retrieval by 1mM EDTA in 10mM Tris buffer (pH8.5) at 120°C for 3min, TA808695) (1:150)



Immunohistochemical staining of paraffin-embedded Carcinoma of Human prostate tissue using anti-CNOT2 mouse monoclonal antibody. (Heat-induced epitope retrieval by 1mM EDTA in 10mM Tris buffer (pH8.5) at 120°C for 3min, TA808695) (1:150)



Immunohistochemical staining of paraffin-embedded Carcinoma of Human bladder tissue using anti-CNOT2 mouse monoclonal antibody. (Heat-induced epitope retrieval by 1mM EDTA in 10mM Tris buffer (pH8.5) at 120°C for 3min, TA808695) (1:150)