

## Product datasheet for **TA808134**

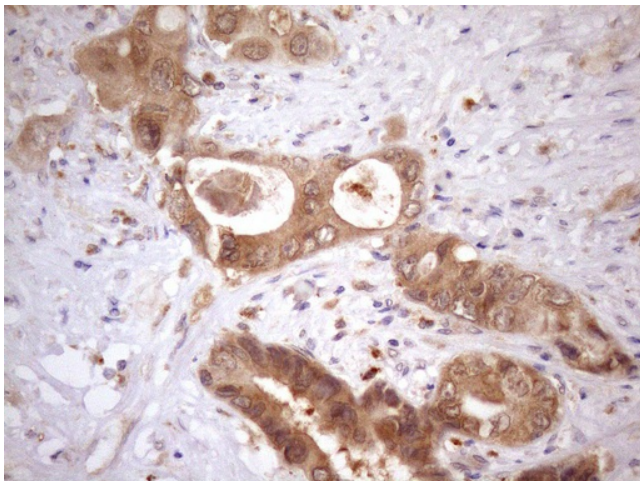
### ASB2 Mouse Monoclonal Antibody [Clone ID: OTI2A2]

#### Product data:

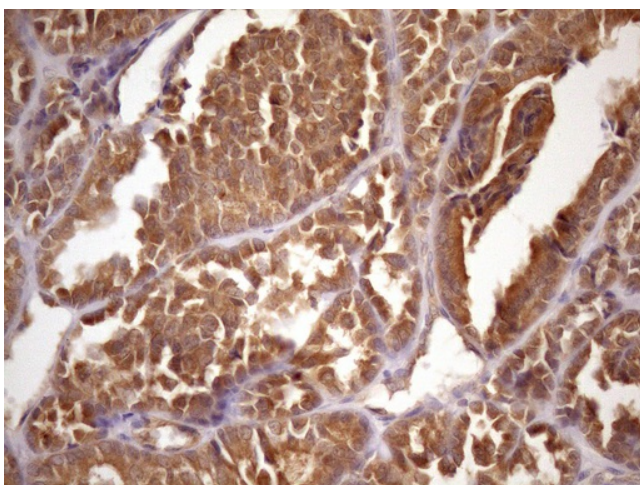
Product Type:	Primary Antibodies
Clone Name:	OTI2A2
Applications:	IHC
Recommend Dilution:	IHC 1:150
Reactivity:	Human
Host:	Mouse
Isotype:	IgG1
Clonality:	Monoclonal
Immunogen:	Human recombinant protein fragment corresponding to amino acids 1-300 of human ASB2(NP_057234) produced in E.coli.
Formulation:	PBS (PH 7.3) containing 1% BSA, 50% glycerol and 0.02% sodium azide.
Concentration:	1 mg/ml
Purification:	Purified from mouse ascites fluids or tissue culture supernatant by affinity chromatography (protein A/G)
Predicted Protein Size:	64.9 kDa
Gene Name:	ankyrin repeat and SOCS box containing 2
Database Link:	<a href="#">NP_057234</a> <a href="#">Entrez Gene 51676 Human</a>
Background:	This gene encodes a member of the ankyrin repeat and SOCS box-containing (ASB) protein family. These proteins play a role in protein degradation by coupling suppressor of cytokine signalling (SOCS) proteins with the elongin BC complex. The encoded protein is a subunit of a multimeric E3 ubiquitin ligase complex that mediates the degradation of actin-binding proteins. This gene plays a role in retinoic acid-induced growth inhibition and differentiation of myeloid leukemia cells. Alternatively spliced transcript variants encoding multiple isoforms have been observed for this gene. [provided by RefSeq, Jan 2011]
Synonyms:	ASB-2
Protein Families:	Druggable Genome



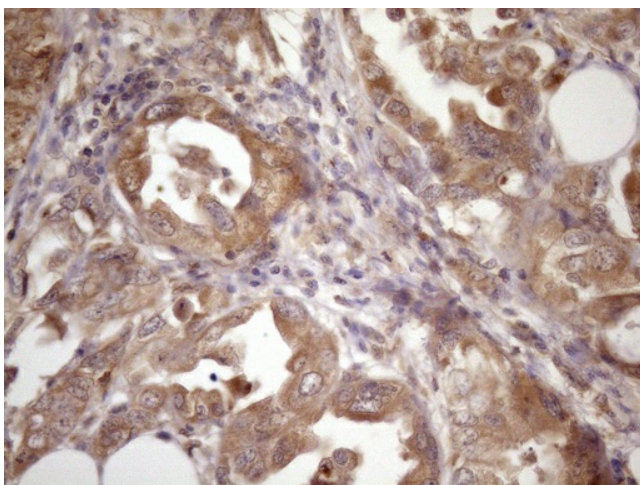
[View online »](#)

**Product images:**

Immunohistochemical staining of paraffin-embedded Adenocarcinoma of Human colon tissue using anti-ASB2 mouse monoclonal antibody. (Heat-induced epitope retrieval by Tris-EDTA, pH8.0, TA808134) (1:150)



Immunohistochemical staining of paraffin-embedded Human thyroid tissue within the normal limits using anti-ASB2 mouse monoclonal antibody. (Heat-induced epitope retrieval by Tris-EDTA, pH8.0, TA808134) (1:150)



Immunohistochemical staining of paraffin-embedded Adenocarcinoma of Human endometrium tissue using anti-ASB2 mouse monoclonal antibody. (Heat-induced epitope retrieval by Tris-EDTA, pH8.0, TA808134) (1:150)