

## Product datasheet for TA807032

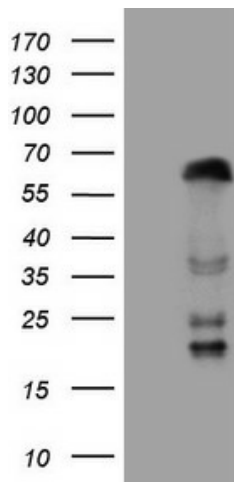
### ZNF35 Mouse Monoclonal Antibody [Clone ID: OTI4D5]

#### Product data:

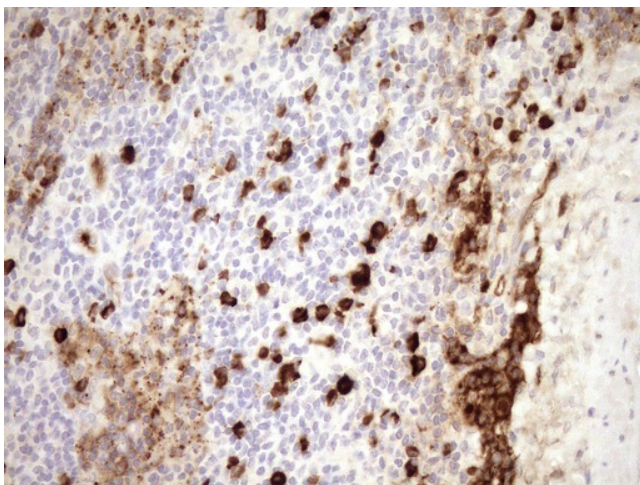
Product Type:	Primary Antibodies
Clone Name:	OTI4D5
Applications:	IHC, WB
Recommend Dilution:	WB 1:2000, IHC 1:150
Reactivity:	Human
Host:	Mouse
Isotype:	IgG1
Clonality:	Monoclonal
Immunogen:	Human recombinant protein fragment corresponding to amino acids 1-258 of human ZNF35(NP_003411) produced in E.coli.
Formulation:	PBS (PH 7.3) containing 1% BSA, 50% glycerol and 0.02% sodium azide.
Concentration:	1 mg/ml
Purification:	Purified from mouse ascites fluids or tissue culture supernatant by affinity chromatography (protein A/G)
Predicted Protein Size:	58.9 kDa
Gene Name:	zinc finger protein 35
Database Link:	<a href="#">NP_003411 Entrez Gene 7584 Human</a>
Background:	May be involved in transcriptional regulation. Involved in cell differentiation and/or proliferation. [UniProtKB/Swiss-Prot Function]
Synonyms:	HF.10; HF10; Zfp105
Protein Families:	Transcription Factors



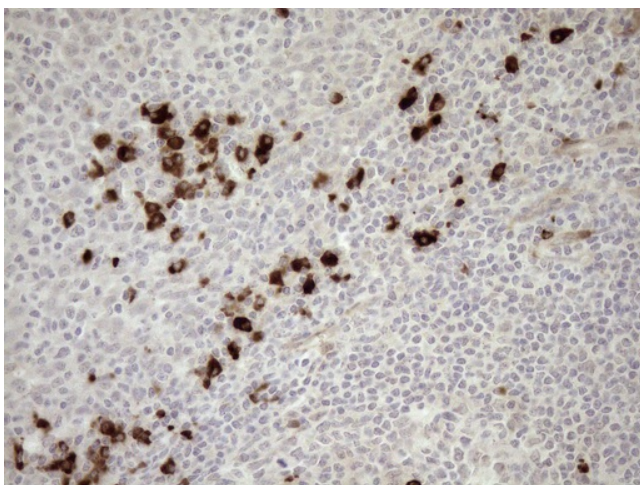
[View online »](#)

**Product images:**

HEK293T cells were transfected with the pCMV6-ENTRY control (Left lane) or pCMV6-ENTRY ZNF35 ([RC203770], Right lane) cDNA for 48 hrs and lysed. Equivalent amounts of cell lysates (5 ug per lane) were separated by SDS-PAGE and immunoblotted with anti-ZNF35 (1:2000). Positive lysates [LY418712] (100ug) and [LC418712] (20ug) can be purchased separately from OriGene.



Immunohistochemical staining of paraffin-embedded Human lymph node tissue within the normal limits using anti-ZNF35 mouse monoclonal antibody. (Heat-induced epitope retrieval by 1mM EDTA in 10mM Tris buffer (pH8.5) at 120°C for 3min, TA807032) (1:150)



Immunohistochemical staining of paraffin-embedded Human tonsil within the normal limits using anti-ZNF35 mouse monoclonal antibody. (Heat-induced epitope retrieval by 1mM EDTA in 10mM Tris buffer (pH8.5) at 120°C for 3min, TA807032) (1:150)