

Product datasheet for TA505340

RAB37 Mouse Monoclonal Antibody [Clone ID: OTI2D1]

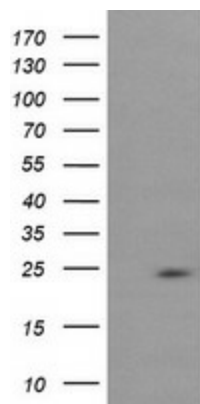
Product data:

Product Type:	Primary Antibodies
Clone Name:	OTI2D1
Applications:	IF, WB
Recommend Dilution:	WB 1:2000, IF 1:100
Reactivity:	Human
Host:	Mouse
Isotype:	IgG2a
Clonality:	Monoclonal
Immunogen:	Full length human recombinant protein of human RAB37(NP_783865) produced in HEK293T cell.
Formulation:	PBS (PH 7.3) containing 1% BSA, 50% glycerol and 0.02% sodium azide.
Concentration:	1 mg/ml
Purification:	Purified from mouse ascites fluids or tissue culture supernatant by affinity chromatography (protein A/G)
Predicted Protein Size:	24 kDa
Gene Name:	RAB37, member RAS oncogene family
Database Link:	NP_783865 Entrez Gene 326624 Human
Background:	Rab proteins are low molecular mass GTPases that are critical regulators of vesicle trafficking. For additional background information on Rab proteins, see MIM 179508. [supplied by OMIM, Apr 2006]
Synonyms:	FLJ30284; FLJ32507
Protein Families:	Druggable Genome, Secreted Protein

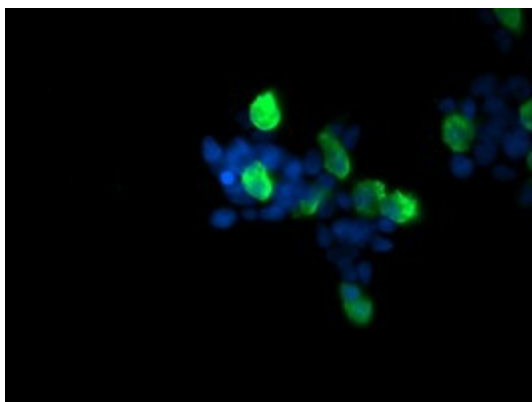


[View online »](#)

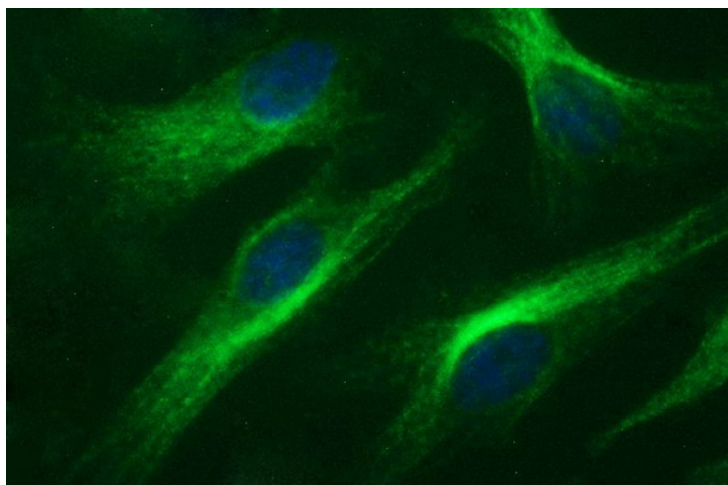
Product images:



HEK293T cells were transfected with the pCMV6-ENTRY control (Left lane) or pCMV6-ENTRY RAB37 ([RC206946], Right lane) cDNA for 48 hrs and lysed. Equivalent amounts of cell lysates (5 ug per lane) were separated by SDS-PAGE and immunoblotted with anti-RAB37. Positive lysates [LY406250] (100ug) and [LC406250] (20ug) can be purchased separately from OriGene.



Anti-RAB37 mouse monoclonal antibody (TA505340) immunofluorescent staining of COS7 cells transiently transfected by pCMV6-ENTRY RAB37 ([RC206946]).



Immunofluorescent staining of HeLa cells using anti-RAB37 mouse monoclonal antibody (TA505340).