

Product datasheet for TA505216

FATE1 Mouse Monoclonal Antibody [Clone ID: OTI6A11]


Product data:

Product Type:	Primary Antibodies
Clone Name:	OTI6A11
Applications:	IF, IHC, WB
Recommend Dilution:	WB 1:4000, IHC 1:150, IF 1:100
Reactivity:	Human
Host:	Mouse
Isotype:	IgG1
Clonality:	Monoclonal
Immunogen:	Full length human recombinant protein of human FATE1(NP_149076) produced in HEK293T cell.
Formulation:	PBS (PH 7.3) containing 1% BSA, 50% glycerol and 0.02% sodium azide.
Concentration:	1 mg/ml
Purification:	Purified from mouse ascites fluids or tissue culture supernatant by affinity chromatography (protein A/G)
Predicted Protein Size:	20.5 kDa
Gene Name:	fetal and adult testis expressed 1
Database Link:	NP_149076 Entrez Gene 89885 Human
Background:	This gene encodes a cancer-testis antigen that is highly expressed in hepatocellular carcinomas and other tumors and weakly expressed in normal tissues except testis. The protein is strongly expressed in spermatogonia, primary spermatocytes, and Sertoli cells in seminiferous tubules. This protein may have a role in the control of early testicular differentiation and cell proliferation. [provided by RefSeq, Jan 2010]
Synonyms:	CT43; FATE
Protein Families:	Transmembrane

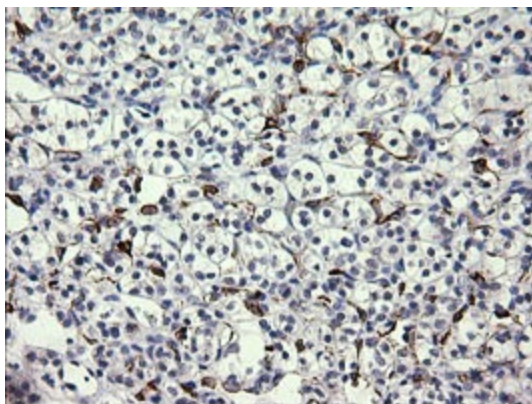


[View online »](#)

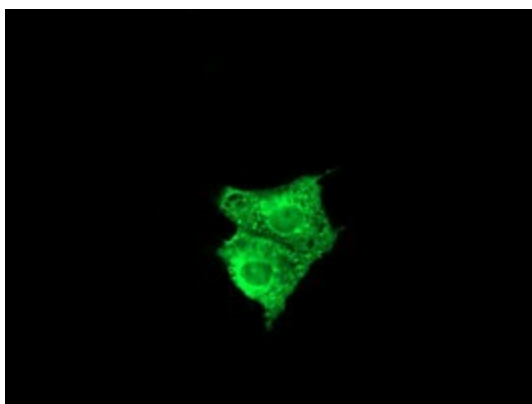
Product images:



HEK293T cells were transfected with the pCMV6-ENTRY control (Left lane) or pCMV6-ENTRY FATE1 ([RC205951], Right lane) cDNA for 48 hrs and lysed. Equivalent amounts of cell lysates (5 ug per lane) were separated by SDS-PAGE and immunoblotted with anti-FATE1. Positive lysates [LY409735] (100ug) and [LC409735] (20ug) can be purchased separately from OriGene.



Immunohistochemical staining of paraffin-embedded Carcinoma of Human kidney tissue using anti-FATE1 mouse monoclonal antibody. (Heat-induced epitope retrieval by 10mM citric buffer, pH6.0, 120°C for 3min, TA505216)



Anti-FATE1 mouse monoclonal antibody (TA505216) immunofluorescent staining of COS7 cells transiently transfected by pCMV6-ENTRY FATE1 ([RC205951]).