

Product datasheet for **TA501494**

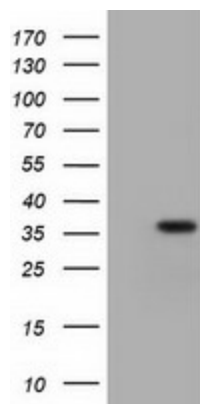
UBXD3 (UBXN10) Mouse Monoclonal Antibody [Clone ID: OTI1H5]

Product data:

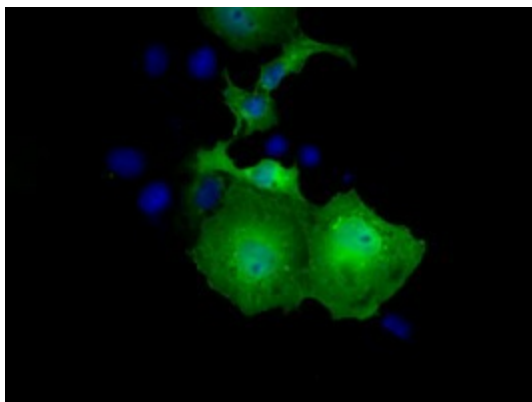
Product Type:	Primary Antibodies
Clone Name:	OTI1H5
Applications:	FC, IF, WB
Recommend Dilution:	WB 1:500, IF 1:100, FLOW 1:100
Reactivity:	Human
Host:	Mouse
Isotype:	IgG1
Clonality:	Monoclonal
Immunogen:	Full length human recombinant protein of human UBXN10 (NP_689589) produced in HEK293T cell.
Formulation:	PBS (PH 7.3) containing 1% BSA, 50% glycerol and 0.02% sodium azide.
Concentration:	0.45 mg/ml
Purification:	Purified from mouse ascites fluids or tissue culture supernatant by affinity chromatography (protein A/G)
Predicted Protein Size:	30.6 kDa
Gene Name:	UBX domain protein 10
Database Link:	NP_689589 Entrez Gene 127733 Human
Synonyms:	UBXD3



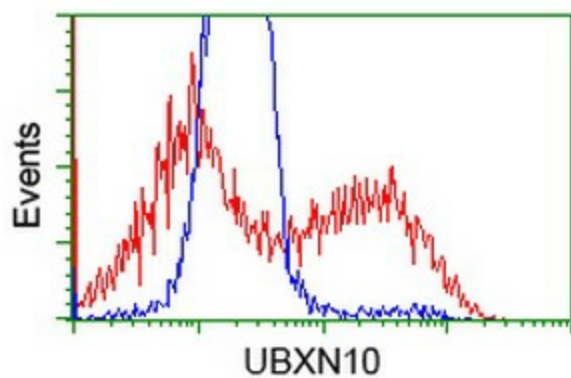
[View online »](#)

Product images:

HEK293T cells were transfected with the pCMV6-ENTRY control (Left lane) or pCMV6-ENTRY UBXN10 ([RC208225], Right lane) cDNA for 48 hrs and lysed. Equivalent amounts of cell lysates (5 ug per lane) were separated by SDS-PAGE and immunoblotted with anti-UBXN10. Positive lysates [LY407623] (100ug) and [LC407623] (20ug) can be purchased separately from OriGene.



Anti-UBXN10 mouse monoclonal antibody (TA501494) immunofluorescent staining of COS7 cells transiently transfected by pCMV6-ENTRY UBXN10 ([RC208225]).



HEK293T cells transfected with either [RC208225] overexpress plasmid (Red) or empty vector control plasmid (Blue) were immunostained by anti-UBXN10 antibody (TA501494), and then analyzed by flow cytometry.