

Product datasheet for TA500099

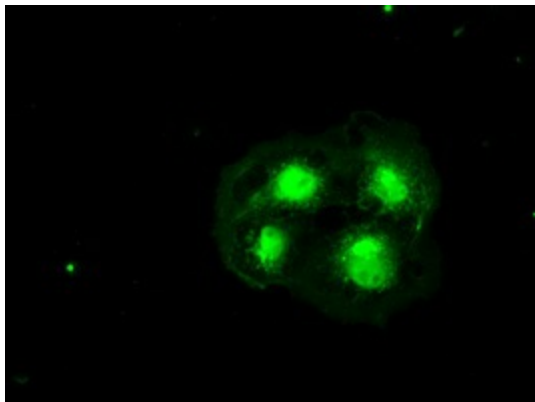
Hex (HHEX) Mouse Monoclonal Antibody [Clone ID: OTI3F4 1B1]

Product data:

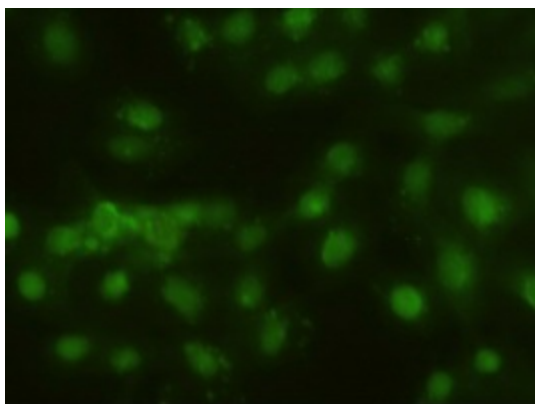
Product Type:	Primary Antibodies
Clone Name:	OTI3F4 1B1
Applications:	IF
Recommend Dilution:	WB: 110000, IF (1:100)
Reactivity:	Human
Host:	Mouse
Isotype:	IgG2b
Clonality:	Monoclonal
Immunogen:	Recombinant fragment expressed in E.coli corresponding to amino acids 100-270 of human Hex
Formulation:	PBS (pH 7.3) containing 1% BSA, 50% glycerol and 0.02% sodium azide.
Concentration:	1 mg/ml
Purification:	Purified from mouse ascites fluids or tissue culture supernatant by affinity chromatography (protein A/G)
Predicted Protein Size:	29.8 kDa (experimental 44 kDa)
Gene Name:	hematopoietically expressed homeobox
Database Link:	NP_002720 Entrez Gene 3087 Human
Background:	Hex is a member of the homeobox family of transcription factors, many of which are involved in developmental processes. Expression in specific hematopoietic lineages suggests that this protein may play a role in hematopoietic differentiation.
Synonyms:	HEX; HMPH; HOX11L-PEN; PRH; PRHX
Protein Families:	Druggable Genome, Transcription Factors
Protein Pathways:	Maturity onset diabetes of the young



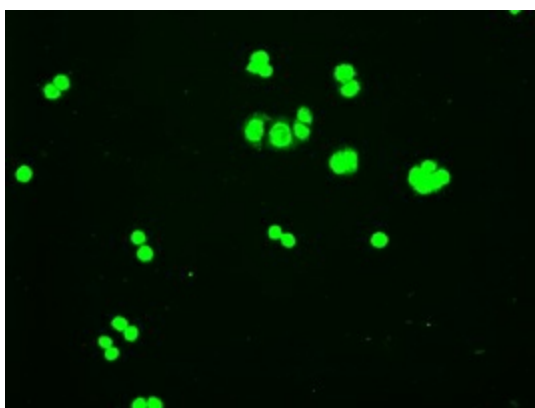
[View online »](#)

Product images:

Anti-HHex mouse monoclonal antibody (TA500099) immunofluorescent staining of COS7 cells transiently transfected by pCMV6-ENTRY HHex ([RC204815]).



Immunofluorescent staining of HeLa cells using anti-HHex mouse monoclonal antibody (TA500099).



Immunofluorescent staining of HT29 cells using anti-HHex mouse monoclonal antibody (TA500099).