

Product datasheet for TA347029

DNA PKcs (PRKDC) Mouse Monoclonal Antibody [Clone ID: 8D3-B12-F11]

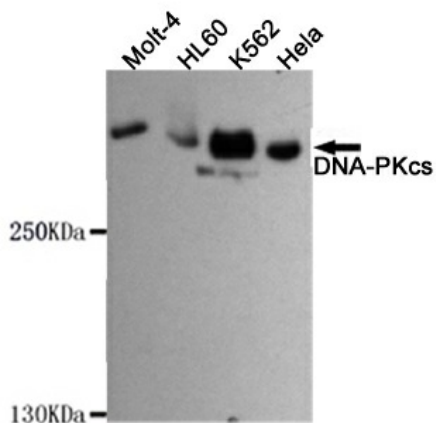
Product data:

Product Type:	Primary Antibodies
Clone Name:	8D3-B12-F11
Applications:	IF, IP, WB
Recommend Dilution:	WB: 1:1000, IF: 1:200
Reactivity:	Human
Host:	Mouse
Isotype:	IgG2b
Clonality:	Monoclonal
Immunogen:	The immunogen for PRKDC antibody: purified recombinant human DNA-PKcs protein fragments expressed in E.coli
Formulation:	Purified mouse monoclonal in PBS(pH 7.4)containing with 0.02% sodium azide,50% glycerol.
Purification:	Affinity purified
Predicted Protein Size:	450 kDa
Gene Name:	protein kinase, DNA-activated, catalytic polypeptide
Database Link:	NP_008835 Entrez Gene 5591 Human
Background:	This gene encodes the catalytic subunit of the DNA-dependent protein kinase(DNA-PK).It functions with the Ku70/Ku80 heterodimer protein in DNA double strand break repair and recombination.The protein encoded is a member of the PI3/PI4-kinase family. [provided by RefSeq,Jul 2010]
Synonyms:	DNA-PKcs; DNAPK; DNPk1; HYRC; HYRC1; IMD26; p350; XRCC7
Protein Families:	Druggable Genome, Protein Kinase
Protein Pathways:	Cell cycle, Non-homologous end-joining

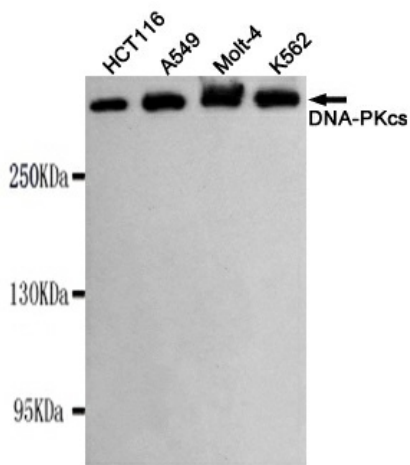


[View online »](#)

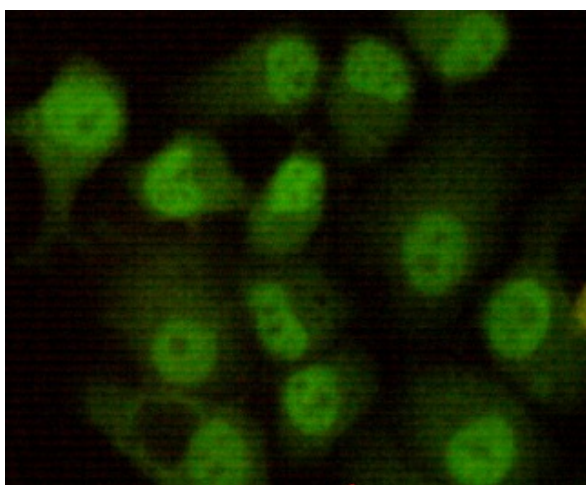
Product images:



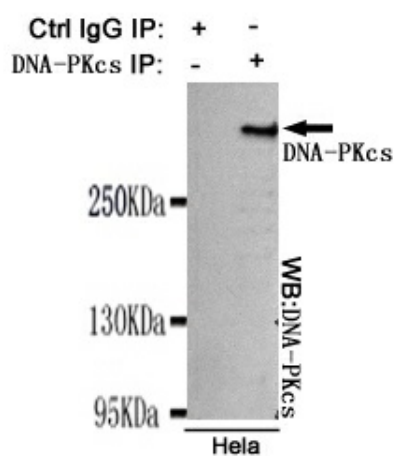
Western blot detection of DNA-PKcs in HeLa, K562, HL-60 and MOLT-4 cell lysates using DNA-PKcs mouse mAb (1:1000 diluted). Predicted band size:450KDa, Observed band size:450KDa.



Western blot detection of DNA-PKcs in K562, Molt-4, A549 and HCT116 cell lysates using DNA-PKcs mouse mAb (1:1000 diluted). Predicted band size:450KDa. Observed band size:450KDa.



Immunocytochemistry stain of HeLa using DNA-PKcs mouse mAb (1:200).



Immunoprecipitation analysis of HeLa cell lysates using DNA-PKcs mouse mAb.