

Product datasheet for TA346987

Eg5 (KIF11) Mouse Monoclonal Antibody [Clone ID: 4H3-1F12]

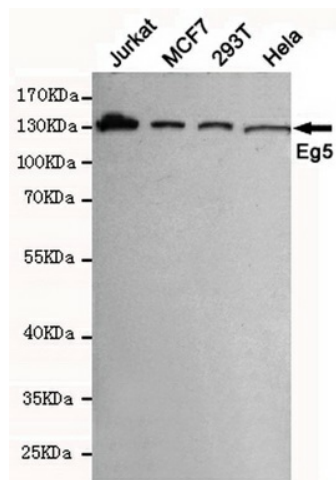
Product data:

Product Type:	Primary Antibodies
Clone Name:	4H3-1F12
Applications:	IF, IP, WB
Recommend Dilution:	WB: 1:1000, IF: 1:200
Reactivity:	Human
Host:	Mouse
Isotype:	IgG1
Clonality:	Monoclonal
Immunogen:	The immunogen for KIF11 antibody: purified recombinant human Eg5 protein fragments expressed in E.coli.
Formulation:	Purified mouse monoclonal antibody in PBS(pH 7.4) containing with 0.02% sodium azide and 50% glycerol.
Purification:	Affinity purified
Predicted Protein Size:	130 kDa
Gene Name:	kinesin family member 11
Database Link:	NP_004514 Entrez Gene 3832 Human
Background:	This gene encodes a motor protein that belongs to the kinesin-like protein family. Members of this protein family are known to be involved in various kinds of spindle dynamics. The function of this gene product includes chromosome positioning, centrosome separation and establishing a bipolar spindle during cell mitosis.
Synonyms:	EG5; HKSP; KNSL1; MCLMR; TRIP5
Protein Families:	Druggable Genome

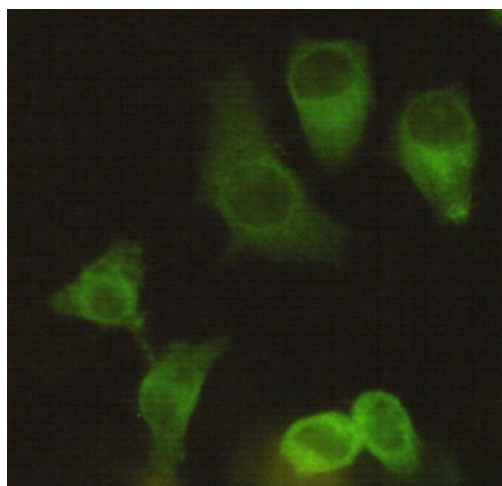


[View online »](#)

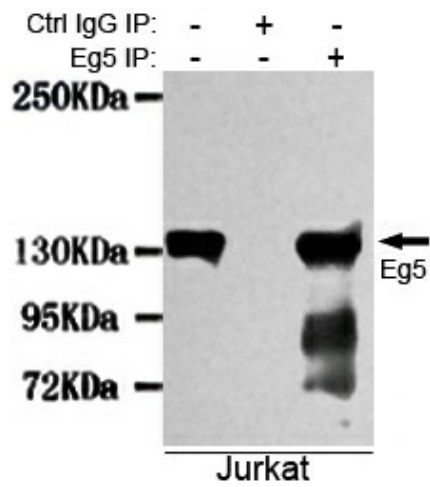
Product images:



Western blot detection of Eg5 in MCF7, 293T, Jurkat and HeLa cell lysates using Eg5 mouse mAb (1:1000 diluted). Predicted band size: 130 kDa. Observed band size: 130 kDa.



Immunocytochemistry staining of HeLa using Eg5 mouse mAb (1:200).



Immunoprecipitation analysis of Jurkat cell lysates using Eg5 mouse mAb.