

Product datasheet for TA336805

Carbonic Anhydrase IX (CA9) Mouse Monoclonal Antibody [Clone ID: 2D3]

Product data:

Product Type:	Primary Antibodies
Clone Name:	2D3
Applications:	FC, IHC, WB
Recommend Dilution:	WB: 1:2000, ELISA: 1:10000, FC: 1:200-1:400, IHC: 1:10-1:500, IHC-P: 1:200-1:1000
Reactivity:	Human
Host:	Mouse
Isotype:	IgG1
Clonality:	Monoclonal
Immunogen:	Purified recombinant fragment of human Carbonic Anhydrase IX expressed in E. coli. [UniProt# Q16790]
Formulation:	PBS with 0.05% Sodium Azide. Store at 4C short term. Aliquot and store at -20C long term. Avoid freeze-thaw cycles.
Concentration:	1 mg/ml
Purification:	IgG purified
Predicted Protein Size:	50 kDa
Gene Name:	carbonic anhydrase 9
Database Link:	NP_001207 Entrez Gene 768 Human
Background:	Carbonic Anhydrase IX, also known as CA9, is a transmembrane protein and the only tumor-associated carbonic anhydrase isoenzyme known. It is expressed in all clear-cell renal cell carcinoma, but is not detected in normal kidney or most other normal tissues. It may be involved in cell proliferation and transformation. Reversible hydration of carbon dioxide. Participates in pH regulation. May be involved in the control of cell proliferation and transformation. Appears to be a novel specific biomarker for a cervical neoplasia. Tissue specificity: Expressed primarily in carcinoma cells lines. Expression is restricted to very few normal tissues and the most abundant expression is found in the epithelial cells of gastric mucosa.
Synonyms:	CAIX; MN



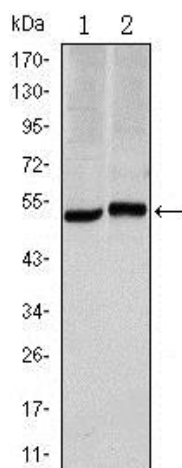
[View online »](#)

Note: This Carbonic Anhydrase IX (2D3) antibody is useful for Western blot, Flow Cytometry, Immunohistochemistry on paraffin-embedded sections and ELISA.

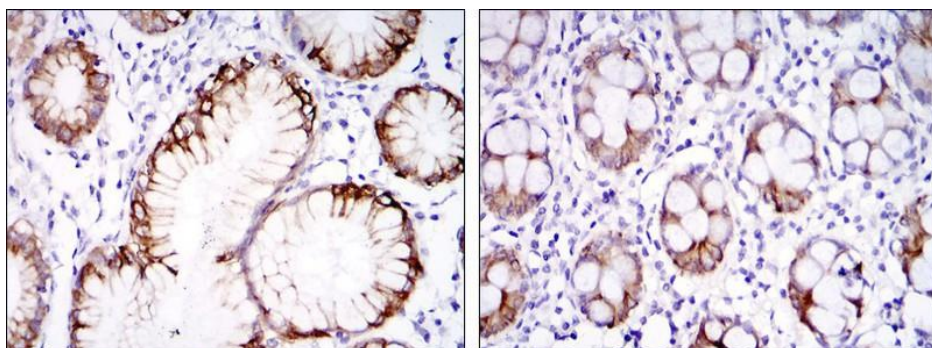
Protein Families: Druggable Genome, Transmembrane

Protein Pathways: Nitrogen metabolism

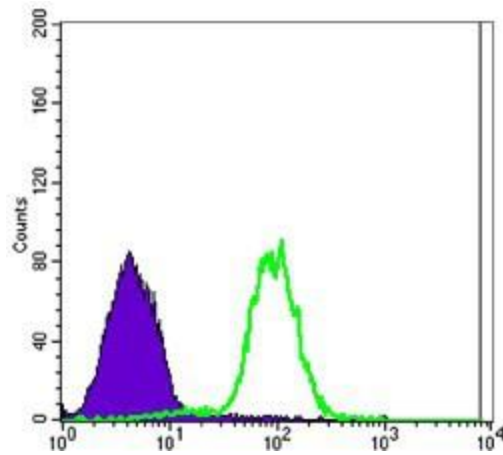
Product images:



Western Blot: Carbonic Anhydrase IX Antibody (2D3) TA336805 - Western blot analysis using Carbonic Anhydrase IX mouse mAb against HeLa (1) and A549 (2) cell lysates.



Immunohistochemistry-Paraffin: Carbonic Anhydrase IX Antibody (2D3) TA336805 - Immunohistochemical analysis of paraffin-embedded lung tissues (left) and colonic tissues (right) using Carbonic Anhydrase IX mouse mAb with DAB staining.



Flow Cytometry: Carbonic Anhydrase IX Antibody (2D3) TA336805 - Flow cytometric analysis of NTERA-2 cells using Carbonic Anhydrase IX mouse mAb (green) and negative control (purple).