

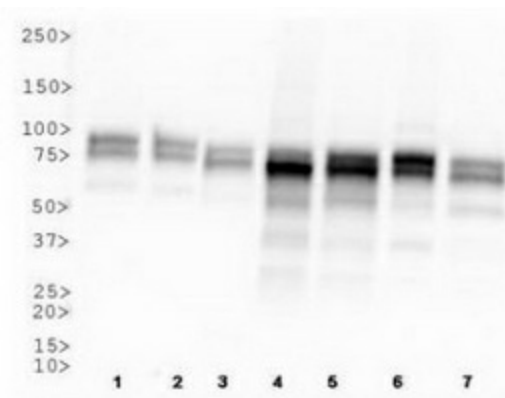
Product datasheet for TA309780

OPA1 Mouse Monoclonal Antibody [Clone ID: 1E8-1D9]

Product data:

Product Type:	Primary Antibodies
Clone Name:	1E8-1D9
Applications:	IF, IHC, WB
Recommend Dilution:	WB, IHC, ICC
Reactivity:	Bovine, Hamster, Human, Mouse, Rat
Host:	Mouse
Isotype:	IgG
Clonality:	Monoclonal
Immunogen:	Human OPA1 [Swiss-Prot# O60313].
Formulation:	0.1% Sodium Azide
Purification:	Ascites
Gene Name:	OPA1, mitochondrial dynamin like GTPase
Database Link:	NP_570850 Entrez Gene 74143 MouseEntrez Gene 171116 RatEntrez Gene 4976 Human
Synonyms:	BERHS; largeG; MGM1; MTDPS14; NPG; NTG

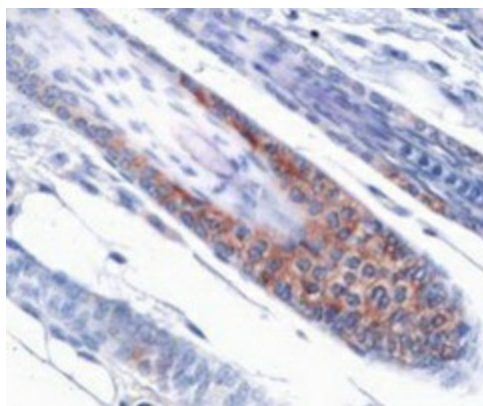
Product images:



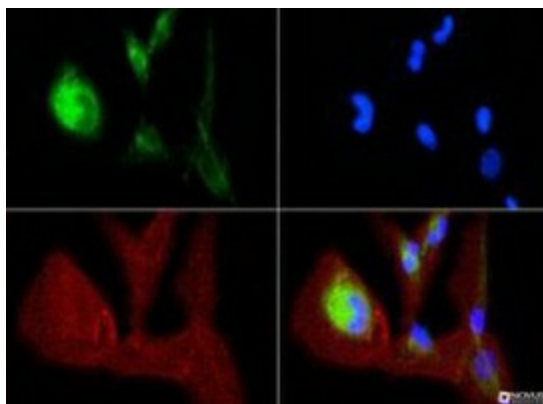
Western Blot: OPA1 Antibody (1E8-1D9) - Western blot analysis of OPA1 expression in 1) HeLa 2) MEF 3) HepG2 4) A431 5) CHO 6)PC12 and 7) Ntera2 whole cell lysates using anti-OPA1.



[View online »](#)



Immunohistochemistry: OPA1 Antibody (1E8-1D9)
- Immunohistochemical analysis of OPA1 on mouse skin using anti-OPA1.



Immunocytochemistry: OPA1 Antibody (1E8-1D9)
- OPA1 antibody was tested in ARPE-19 cells with FITC (green). Nuclei and actin were counterstained with Dapi (blue) and Phalloidin (red).