

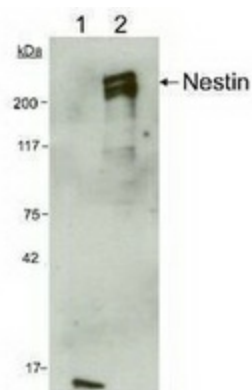
## Product datasheet for TA309763

### Nestin (NES) Mouse Monoclonal Antibody [Clone ID: 10C2]

#### Product data:

Product Type:	Primary Antibodies
Clone Name:	10C2
Applications:	FC, IF, WB
Recommend Dilution:	WB, ICC, IF, IHC, FC
Reactivity:	Human
Host:	Mouse
Isotype:	IgG1, kappa
Clonality:	Monoclonal
Immunogen:	A fragment of the human nestin protein corresponding to residues 1464-1614.
Formulation:	PBS and 0.1% Sodium Azide
Purification:	Protein G purified
Gene Name:	nestin
Database Link:	<a href="#">NP_006608</a> <a href="#">Entrez Gene 10763</a> <a href="#">Human</a>
Synonyms:	Nbla00170
Protein Families:	ES Cell Differentiation/IPS

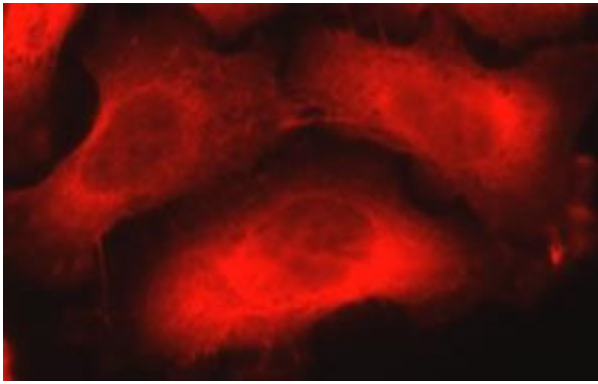
#### Product images:



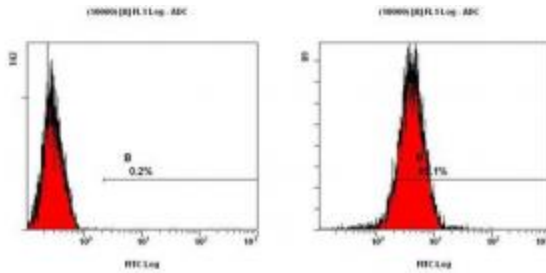
Western Blot: Nestin Antibody (10C2) - Detection of human nestin using anti-Nestin. Lane 1: 5 ug total rat brain protein, lane 2: 5 ug human CNS progenitor cell protein.



[View online »](#)



Immunocytochemistry: Nestin Antibody (10C2) - Nestin Antibody (10C2)- Visualization of nestin in PC-3 cells using anti-Nestin. Courtesy of Dolnick Lab, Roswell Park Cancer Institute.



Flow Cytometry: Nestin Antibody (10C2) - FACS staining of NTERA-2 cells using anti-Nestin at a 1:50 dilution detected using Dylight-488 conjugated goat anti-mouse IgG secondary antibody.